


Three
Pines
studio

2011
WORKSHOP
Schedule



*Celebrating Our
Tenth Anniversary*


2011 WORKSHOPS

Founded in 2000, in Cross Village, Michigan, by Gene Reck and Joann Condino,

Three Pines Studio is a working artist's studio and sales gallery in the arts and crafts tradition. Our modern facility features two 400-sq.-ft. working studios that provide artists of all ages the necessary equipment and materials to create in both the clay and fiber mediums. Three Pines' gallery features work of northern Michigan artists exclusively. We look forward to conducting many NEW workshops this year. If you have any questions or workshop suggestions, feel free to contact us anytime at 231.526.9447, or via email at joann@threepinesstudio.com.



Three Pines Studio is proudly celebrating its tenth year in Cross Village. We have created personal and professional relationships here in the beautiful north. The talented artists who share our love for the arts also live, work and make art here. We are thankful for their willingness to share their creativity through these workshops. We are also pleased to welcome to our community the artists who visit us from around the state and the country to teach special workshops and enrich our artistic spirit: Karen Bradley, Margo Burian, Kristen Carey, Paige Carey, Deidra Clugston, Caesar Citraro, Joann Condino, Mitchell Corey, Susan Fox, Diana Gilmore, Saliann Kelly, Hana Ketterer, Ken Kewley, Amy Oxford, Sally & Tom Paquin, Gene Reck, Stuart Shils, Jenna Talcott, Hanni Yothers and Baci (our studio dog).



3 Village Arts: Three Pines Studio is the official gallery of Three Village Arts, an informal plein air painting group. For schedule, call 231.526.9947 or check website threepinestudio.com.

FIBER: DYE & FELTING

Hand-Paint/Dye Local Wool	2
Sock Blanks/Dye Your Own Self-Striping Yarn	2
Needle Felting Jewelry (NEW)	2

FIBER: KNIT

Knitting on the Porch.....	2
Knitting Circle Special Help Sessions (FREE & NEW).....	2
- How to choose the correct yarn for a project	
- Problem solving	
- Blocking Demonstration	
- How to assemble <i>Seams Like Fun</i>	
- Stitchnary: Simple things with fancy stitches	
- All you can knit Ribs	
- Edging made simple: How not to go over the edge!	
Knitting Circle Workshops:	
Lace Knitting for Beginners, Honeycomb Scarf (NEW)	2
Even Cowl Girls get the Blues (NEW)	2
Lace Knitting Advanced,	
Half a Pi is Better than None (NEW)	2

FIBER: CROCHET

Tunisian Crochet (NEW)	2
Crochet: Amigurumi 3D critters (NEW)	3

FIBER: PUNCH HOOKING

Mod (Modular) Rug Hooking with Amy Oxford (NEW).....	3
--	---

FIBER: FLOOR CLOTHS

.....	4
-------	---

FIBER: NEEDLEART THREADS & COLLAGE

Make a Storytelling Doll (NEW)	4
Threads Gone Wild (Back by popular demand!)	4
Sock "Art" Dolls (NEW)	4

FIBER: SHIBORI & SILK

Shibori a Silk Scarf.....	4
---------------------------	---

FIBER: QUILLWORK (NEW)

Make a quill & birch medallion	4
--------------------------------------	---

BE GREEN

Wood Block Printing - Napkins.....	4
Indigo Dye/Shibori Cotton Napkins	5
Wrapagami: The art of wrapping gifts with fabric (NEW)	5

INDIGO (NEW)

Indigo/Batik Dog Bandana	5
Batik & Indigo Dye Fabric for Quilting.....	5
Dye T-shirts, Hats, Flags, etc (Anytime by appt.).....	5
Indigo Open Studio Day (Everyone Welcome)	5

JEWELRY

Jewelry Stamping (NEW)	6
Chainmaille Bracelets (NEW)	6
Button & Leather memory bracelets (NEW)	6

KIDS: STORY READING ON THE PORCH

Fairy Tales (NEW)	6
Horse Tales (NEW)	6
Gnome & Hobbit Fables (NEW)	6

KIDS & DOGS

Pawprints & Handprints in Clay (NEW)	6
Dog Bandanas-Batik & Indigo	6

KIDS: PAINTING

Discover Frida Kahlo (NEW)	6
Make tin ornaments	
Discover Andy Warhol's style (NEW)	6
Just Desserts: Paint cakes	
Discover Georgia O'Keefe.....	6
Painting Umbrellas with Georgia's Flowers	

ARTY KIDS TEACHING KIDS

Fairy Party Workshops (NEW)	6
Horsing Around Craft Parties (NEW)	7
Gnome & Hobbit Party Workshops (NEW)	7
Bottlecap Boxes & Magnets	7

KIDS: FIBER

Sock "Art" Dolls (NEW)	7
Button & Leather Memory Bracelets (NEW)	7
Kids Learn to Crochet: Amigurumi 3D critters (NEW)	8

PAINTING/DRAWING

Stuart Shils Master's Class	8
Ken Kewley Landscape through Painting & Collage (NEW) ..	8
Beginning Plein Air Painting Workshop (NEW)	8
Cesar Citraro Drawing Workshop (NEW)	8

CLAYWORKS

.....	8
Clay project of your choice by special arrangement	

WORKSHOPS/OPENINGS AT A GLANCE

May	9
June	9
July	10
August	11
September	12
October	13
November	13
December	13

Check out our Stuart Shils Fall 2010 Painting class and 2010 Fairy Party [YouTube videos](#) at Three Pines Studio & Gallery on Facebook.

WORKSHOP DESCRIPTIONS



ALL THINGS FIBER

DYEING:

Hand-Paint/Dye 1 lb. of Local Wool Yarn

Design your own color palette of dyes to enhance your special fiber project using acid dyes and the microwave. Limit: 4 students

Monday, August 15, 11am-12 pm

Friday, September 16, 2-3 pm

Workshop Fee: \$30 Materials Fee: \$30

Artist/Instructor: Condino/Clugston/Bradley

Sock Blanks/Create Your Own Self-Striping Yarn

Dye a sock yarn blank. Sock yarn blanks are long double-stranded pre-knit stretches of machine-washable, Merino/nylon sock yarn. Then knit directly from the sock yarn blank. Dye blank to easily create your own colorways and self-striping yarns. Finished blank. size is 33"x 9" wide. Limit: 4 students.

Monday, August 15, 1-4 pm

Tuesday, August 23, 3-6 pm

Tuesday, October 4, 3-6 pm

Workshop & Materials Fee: \$25

Artist/Instructor: Condino/Bradley

NEEDLE FELTING:

Needle Felting Jewelry with Marsha Fletcher (NEW)

Ms. Fletcher is the author of the newly released *Making Simple Felted Jewelry*. Needle felting is the rapid penetrating movement of a barbed needle causing the wool fibers to be entangled, stabilized and needled in place in order to create a beautiful piece of wearable art.

Adults & Kids: 9 years & up

Monday, July 11, 1-3 pm

Workshop Fee: \$25 Materials Fee: \$15

KNIT & CROCHET:

Knitting on the Porch /Knitting Circle (FREE)

A weekly informal gathering to enhance your creative spirit with fellow knitters, crocheters. Bring latest project.

Tuesdays, June 7-Oct. 25, 1-3 pm

Knitting Circle: Special Help Sessions (FREE & NEW)

Conducted during Knitting on the Porch, 1-3 pm

Choosing the right yarn for a project

June 7, August 9, September 20

Solving Problems

June 2, August 16, September 27

Blocking Demonstration

June 28, August 23, October 4

Seams Like Fun, Assembling a Project

July 12

Stitchin'ary – Fancy Stitches

July 19, August 30, October 11

All You Can Knit Ribs

July 26, September 6, October 18

Edging Made Simple: How not to go over the edge!

August 2, September 13, October 25

KNITTING CIRCLE WORKSHOPS:

Lace Knitting for Beginners: Honeycomb Scarf (NEW)

Knit a simple mesh lace scarf in a reversible pattern with a lovely edging using our own hand painted cotton yarn. Bring size 6US knitting needles.

Thursday, June 30, 1-5 pm

Thursday, August 4, 1-5 pm

Workshop Fee: \$35 Materials Fee: \$25

Artist/Instructor: Karen Bradley

Even Cow! Girls Get the Blues (NEW)

Knit a fun and fashionable cowl using 2 balls of indigo dyed, locally raised and spun wool. Bring size 8US 24" circular knitting needles.

Friday, July 29, 3-5 pm

Thursday, September 8, 1-3 pm

Workshop Fee: \$30 Materials Fee: \$40

Artist/Instructor: Karen Bradley

Advanced Lace Knitting: Half a Pi is Better Than None (NEW)

A 2-day workshop to learn how to make a half circle shawl using the theory of pi developed by Elizabeth Zimmerman for knitting circular shawls. Choose from our own locally spun and hand-painted lace weight wool.

Bring size 4US, 24" circular needles and a brown bag lunch.

Friday, August 26 & Saturday, August 27, 11am-5 pm

Workshop Fee: \$75 Materials Fee: \$60

Artist/Instructor: Karen Bradley

CROCHET WORKSHOPS:

Tunisian Crochet (NEW)

Tunisian crochet is a technique using a long hook and two passes. It is a unique technique that is a marriage between knitting and crochet and creates a beautiful fabric that looks almost woven. This workshop teaches various Tunisian stitches while making a sampler scarf. (2 sessions over two weeks) Materials provided include Tunisian crochet hook size J or K and choice of two skeins of our locally raised, spun and hand-painted wool.

Tuesday, June 21 & Tuesday, June 28, 3-5 pm

Tuesday, August 9 & Tuesday, August 16, 3-5 pm

Workshop Fee: \$40 Materials Fee: \$60

Artist/Instructor: Karen Bradley

Amigurumi 3D Critters (NEW)

Japanese art of crocheted small animal & critters
Some crochet knowledge required.

(Need to learn how? Contact us for a private lesson)

Thursday, July 21, 11am-1 pm

Workshop Fee: \$10 Materials Fee: \$5

Artist/ Instructor: Paige Carey & Karen Bradley

Private knitting and crocheting lessons are available.

Special knitting workshops are in the planning stage.

Check every week in July/Aug for the workshop of the week.

PUNCH NEEDLE HOOKING:

MOD HOOKING With Amy Oxford (NEW)

This 3-day workshop offers a unique opportunity to join Amy Oxford, nationally recognized artisan, author and inventor of the Oxford Punch Needle, in creating your very own beautiful punch-hooked table runner.

We'll work on making small 11" individual "MOD"ular samplers that can then be sewn together to make a wall hanging or tabletop decoration. This modular construction will allow students to have a small, portable project to work on and travel with but still make larger rugs if desired. We'll use the traditional clamshell design (also known as lamb's tongue) – a perfect pattern for experimenting with lots of different fibers. Time won't allow us to complete the project in class, but students will learn to join the modules and be sent home with complete directions for finishing their pieces.

STUDENTS SHOULD BRING

A minimum of 24 oz. (or 6-4 oz. balls) of yarn to share with the class, giving everyone a chance to try a wide assortment of fibers. Baby weight, sport weight, sock weight, worsted weight, bulky weight or anything in between will do – from very fine to up to 1/8" thick. Left over knitting, weaving and needlepoint yarns work well so if you have a stash...bring it in or ask your knitting friends for their left over scraps. At the end of class students can take home their unused yarn or swap with a classmate if desired. Check out your local knitting or craft stores to find the many fun, interesting and unusual yarns available today. They can be wool, cotton, angora, alpaca or any kind of natural or synthetic fiber such as nylon, rayon, polyester, blends, etc. Avoid yarns with big lumps or loops that won't fit through the punch needle hole or anything that is very hairy! (Note: If your yarn is in skeins, wind it into balls before class.) McAdoo rug yarn will also be available to purchase. Please bring small, sharp, pointed scissors. Visit Amy Oxford's website for more examples of her work: www.amyoxford.com.
Student Level: Beginner-Intermediate. Everyone welcome, no prior rug hooking or punch needle knowledge or experience required.

Workshop Kit includes: (1) Boxed, #9 Regular Oxford Punch Needle with handbook and stitch gauge; (2) an 11" clamshell pattern on a 24"x24" piece of monk's cloth; (3) 17" Morgan brand no skid embroidery hoop; (4) 3 additional 24"x 24" pieces of monk's cloth.

Thursday, Friday, Saturday, June 23, 24 & 25, 9 am-4 pm

Workshop Fee: \$300 Fee includes Workshop Kit (value \$54) with gourmet lunch daily.

Artist/Instructor: Amy Oxford



Fiber Contd.

FLOOR CLOTHS:

Create a Floor Cloth (3-day)

Learn all the steps to making a floor cloth with artist, Sue Bleyaert. She has 21 years of experience and received national recognition including having eight of her floor cloths published in *Kathy Cooper's Floor Cloth*. Instruction will begin with a demonstration of making a floor cloth. Participants will design, paint and coat a 2'x3' floor cloth. Class size limited.

Wednesday, Thursday, August 3, 4 11:30 am-4:30 pm &

Friday, August 5, 11:30 am-1 pm

Wednesday, August 31, Thursday, September 1, 11:30 am-4:30 pm

& Friday, September 2, 11:30am-1pm

Workshop Fee: \$200 - including materials

Artist/Instructor: Sue Bleyaert

ART WITH A NEEDLE (THREADS & COLLAGE):

Art of the Storytelling Doll (NEW)

Explore artist Susan Fox's (Walloon Lake) art doll technique, using a wood form and various fiber collage techniques, and create a doll that tells your story!

Monday, July 25, 1-4 pm

Workshop Fee: \$40 Materials Fee: \$10

Artist/Instructor: Susan Fox

Threads Gone Wild

Learn to create richly textured and brilliantly colored art fabric using silk fibers and threads. Bring a sewing machine with a free motion embroidery foot. There will also be machines available at the workshop. Call to reserve.

Wednesday, July 20, 11am-2:30 pm

Wednesday, August 24, 11am-2:30 pm

Wednesday, September 7, 11am-2:30 pm

Saturday, September 24, 11am-2:30 pm

Thursday, October 6, 11am-2:30 pm

Workshop Fee: \$45 Materials Fee: \$15

Artist/Instructor: Diana Gilmore

Sock "Art" Doll (NEW)

Students will combine diverse media to transform a lowly sock into an artistic creation. Bring one orphan sock (if you have one). An array of heads, hands, feet and embellishments will be provided.

Monday, June 20, 12:30-2:30 pm

Tuesday, July 26, 12:30-2:30 pm

Saturday, August 6, 12:30-2:30 pm

Friday, August 12, 12:30-2:30 pm

Monday, August 22, 12:30-2:30 pm

Saturday, September 17, 12:30-2:30 pm

Saturday, October 29, 1-3 pm

Workshop Fee: \$20 Materials Fee: \$5

Artist/Instructor: Diana Gilmore, TP Staff



SHIBORI & SILK:

Shibori a Silk Scarf

Shibori is a traditional Japanese form of pleating, folding, twisting and wrapping using string to resist the dye. New & advanced techniques this year.

Monday, July 11, 11:30 am-1 pm

Thursday, August 11, 11:30 am-1 pm

Thursday, August 25, 11:30 am-1 pm

Thursday, September 15, 11:30 am-1 pm

Thursday, September 29, 11:30 am-1 pm

Thursday, October 13, 11:30 am-1 pm

Thursday, October 27, 11:30 am-1 pm

Friday, November 11, 11:30 am-1 pm

Friday, November 18, 11:30 am-1 pm

Workshop Fee: \$20 Materials Fee: \$10

Artist/Instructor: Joann Condino

QUILLWORK:

Make a 3" Birchbark Medallion (NEW)

Quilled with the design of your choice. Attach a bark backing and a sweetgrass border. We will discuss the history of quill working in our area and the gathering and preservation of the materials we use. Bring a brown-bag lunch. Limit: 12 students

Thursday, July 28, 11 am-5 pm

Monday, August 8, 11 am-5 pm

Workshop Fee: \$50

Artist/Instructor: Tom & Sally Paquin, Cross Village neighbors

GREEN WORKSHOPS

Wood Block Printing on Cotton Napkins – Be Green

Learn how to print using a wood block and textile paint on cotton. An opportunity to use both old and new blocks from India. Print a set of napkins. New blocks & jacquard textile dyes may be purchased so that you can continue printing at home.

Wednesday, July 6, 2-4 pm

Wednesday, July 20, 2-4 pm

Workshop Fee: \$30 Materials Fee: \$36 for six napkins

Additional napkins \$6 each. Limit: 4 students

Artist/Instructor: Joann Condino

Cotton Napkins in Indigo – Be Green

Make shibori patterns and dip cotton napkins in the indigo vat. Use fabric napkins, reduce your use of paper products. Act green!

Wednesday, July 27, 4-5 pm

Wednesday, August 10, 4-5 pm

Workshop Fee: \$5 Materials Fee: \$3/napkin

Instructor: TP Staff

Wrapagami (Furoshiki) (NEW)

The Art of Wrapping with Fabric

Learn five gift wraps using a 28" x 28" piece of fabric. Now make your wrapping a gift, too. Recycle material you already have.

Bring at least 5 (28" x 28") squares. Fabric will be available to purchase.

Monday, July 11, 3-4 pm

Monday, July 25, 4-5 pm

Monday, August 22, 3-4 pm

Workshop Fee: \$15 Materials Fee: \$10

Artist/Instructor: Bradley/Condino

INDIGO (NEW)

Dyeing with the natural dye, indigo, is captivating. The dyed goods come out of the dye bath green and turn blue in the air. Come and make the magic of indigo.



Dog Bandanas Batik Dyed in Our Indigo Vat

Make your favorite four-legged friend a neck scarf in your favorite shade of blue. Personalize it with soy wax.

Thursday, July 14, 11am-12 pm

Tuesday, August 9, 11:30 am-12:30 pm

Workshop Fee: \$5

Instructor: Staff and our studio dog, Baci

Batik and Indigo Fabric for Quilting or Tea Towel

Learn the ancient craft of wax-resist dyeing. Environmentally friendly soy whey will be used. Use our antique metal chops and indigo vat.

Wednesday, August 17, 2-4 pm

Workshop Fee: \$20 - includes (1) 4-pk. of fat quarters

Additional fat quarters available. Tea Towels - \$10 each

Artist/Instructor: Joann Condino

Indigo T-Shirts, Hats, Bandanas

Indigo dyeing for the family. By appointment.

Arrange a time for your family. Call 231.526.9447.

Child T-shirt: \$12, Adult T-shirt: \$15, Bandana: \$5, Hat: \$7

Indigo open studio day – Come and Play

Indigo T-shirts, Hats, Bandanas, Napkins, Bags, Sarongs

Indigo dyeing for the family.

Friday, July 1, 11 am-3 pm

Tuesday, July 5, 11 am-3 pm

Saturday, July 23, 11 am-3 pm

Thursday, August 18, 11 am-3 pm

Child T-shirt: \$12, Adult T-shirt: \$15, Bandana: \$5,

Hat: \$7, Napkin - \$3



JEWELRY

Stamping (NEW)

Stamp necklaces, bracelets and earrings with words and designs. Copper, sterling and brass shapes will be available for your stamping fun. Stamps and tools will be provided and are also available for purchase.

Tuesday, June 7, 3-5 pm

Tuesday, July 12, 3-5 pm

Tuesday, July 26, 3-5 pm

Tuesday, August 16, 3-5 pm

Tuesday, August 30, 3-5 pm

Saturday, September 17, 3-5 pm

Saturday, October 15, 3-5 pm

Saturday, November 12, 3-5 pm

Saturday, December 3, 3-5 pm

Workshop Fee: \$25 Materials Fee: beginning at \$6 and up

Artist/Instructor: Hanni Yothers

Chain Maille Bracelets (NEW)

Chain Maille is the ancient art of linking metal rings together. Learn this art using contemporary tools and techniques. Open to students of all skill levels. Students will learn the proper technique of using sterling silver jump rings to design a Celtic or Byzantine weave bracelet.

Thursday, July 14, 1-3 pm (Celtic)

Thursday, July 21, 1-3 pm (Byzantine)

Workshop Fee: \$50 Materials Fee: \$50

Artist/Instructor: Kristen Carey

Button and Leather Memory Bracelets (New)

Design a wearable piece of art with lots of color and texture. A leather wristband is used as a base and takes on a very different look when buttons and colorful wire are added. Bring some of your treasures from your family's button box and make a memory bracelet.

Ages: Adults and children 8 and up.

Monday, June 20, 5-6 pm

Thursday, July 7, 1-3 pm

Friday, August 5, 3-5 pm

Thursday, August 18, 1-3 pm

Saturday, September 24, 3-5 pm

Saturday, October 22, 1-3 pm

Workshop Fee: \$15 Materials Fee: \$10

Artist/Instructor: TP Staff



KIDS

STORY READING ON THE PORCH:

Co-sponsored with Between The Covers Bookstore in Harbor Springs. Books will be available to read and for sale if you fall in love with the story at Between The Covers and at Three Pines Studio. Come, listen, read to your friends. Guest readers needed. Call and Volunteer.

Mondays, 12:30 pm – 1 pm in July and Aug.

SPECIAL STORYTIMES:

Fairy Tales with Paige Carey (NEW)

Thursday, July 14, 1-1:30 pm

Thursday, July 21, 1-1:30 pm

Horse Tales with Hanna Ketterer and Jenna Talcott (NEW)

Wednesday, July 27, 12-12:30 pm

Wednesday, August 10, 12-12:30 pm

Gnome & Hobbit Fables with Jenna Talcott (NEW)

Friday, August 5, 12-12:30 pm

Thursday, August 11, 12-12:30 pm

KIDS & DOGS:

The Handprint/Paw Print Tiles (NEW)

Bring the kids to make handprint tiles. Your child will print their hand in clay and have a variety of colors and background options to choose from. Finished tiles measure 6"x6" and have a decorative hanger for display. We also do paw print tiles – so bring the pups along, too!

Thursday, July 14, 11:30am-12 pm

Thursday, July 21, 11:30am-12 pm

Workshop Fee: \$30 half hour

Kids under 10 years. Any friendly dog.

Artists/Instructors: Kristen & Paige Carey



Dog Bandanas Dyed in Our Indigo Vat

Make your favorite four-legged friend a neck scarf in your favorite shade of blue.

Thursday, July 14, 11 am-12 pm

Tuesday, August 9, 11:30 am-12:30 pm

Workshop Fee: \$5

Instructors: TP Staff and our studio dog, Baci

KIDS PAINTING WORKSHOPS:

Discover: Frida Kahlo & Tin Ornaments (New)

Come learn about one of the most famous female artists of all time, Frida Kahlo. You will be learning about her fascinating life in Mexico, and then designing your own tin ornaments

Monday, July 18, 1-3 pm

Workshop Fee: \$20 Materials Fee: \$3

Artist/Instructor: Saliann Kelly

Discover: Andy Warhol Style : Just Desserts Workshop (NEW)

Come and learn to paint cakes like Warhol did in his illustrations in the cookbook, Wild Raspberries.

Tuesday, July 12, 1-3 pm

Workshop Fee: \$20 Materials Fee: \$3

Artist/Instructor: Saliann Kelly

Georgia in the Garden:

Painting on Umbrellas in the Style of Georgia O'Keefe.

We will see examples of Georgia O'Keefe's flower paintings. Students will first observe flowers in the garden, sketch their favorite and then paint their flower on a full-size cotton umbrella.

Tuesday, July 19, 1-4 pm

Wednesday, August 3, 1-4 pm

Workshop Fee: \$35

Artist/Instructor: Joann Condino

ARTY KIDS TEACHING KIDS:

Fairy Parties (NEW)

Join us in imaginative fairy fun. Make fairy crafts, play fairy games and enjoy special treats. Each fairy party has a different theme. Come to all of them.

Fairy Fashion

Friday, July 8, 1-3 pm

Fairy Bling

Friday, July 15, 1-3 pm

Fairy Scavenger Hunt

Friday, July 22, 1-3 pm

Fairy Tea Party

Friday, July 29, 1-3 pm

Workshop Fee: \$20

Artist/Instructor: Paige Carey, our resident Queen Fairy



Horsing Around (NEW)

If you love horses, join a fellow enthusiast and a local young horse woman, Hana Ketterer in horse thematic crafts and activities. Preview the fun at Horse Tales each day, 12-12:30 pm

Wednesday, July 27, 1-3 pm

Wednesday, August 10, 1-3 pm

Workshop Fee: \$20

Artist/Instructor: Hana Ketterer



Gnome & Hobbit Party (NEW)

Come and make gnomes, hobbits and their habitats out of walnuts, felt, stones and treasures from the forest floor. Bring your imaginations. We will provide the materials and hobbit treats. Ages: 4 and up. Preview the fun at Gnome & Hobbit Fables each day, 12-12:30 pm

Friday, August 5, 1-3 pm

Thursday, August 11, 1-3 pm

Workshop Fee: \$20

Artist/instructors: Jenna Talcott

Bottle Cap Art

With Mitchell Corey, Cross Village resident and bottle cap artist. Project materials will include cigar box and, of course, bottle caps. Bring your own or use ours.

Saturday, July 23, 1-3pm

Saturday, Aug 6, 3-5pm

Workshop Fee: \$10

Artist/Instructor: Mitchell Corey,

Cross Village neighbor

KIDS FIBER:

Sock "Art" Doll (NEW)

Students will combine diverse media to transform a lowly sock into an artistic creation. Bring one orphan sock (if you have one). An array of heads, hands, feet and embellishments will be provided.

Monday, June 20, 12:30-2:30 pm

Tuesday, July 26, 12:30-2:30 pm

Saturday, August 6, 12:30-2:30 pm

Friday, August 12, 2:30-4:30 pm

Monday, August 22, 12:30-2:30 pm

Saturday, September 17, 12:30-2:30 pm

Saturday, October 29, 1-3 pm

Workshop Fee: \$20 Materials Fee: \$ 5

Artist/Instructor: Diana Gilmore, TP Staff

Button and Leather Memory Bracelets (New)

Design a wearable piece of art with lots of color and texture. A leather wristband is used as a base and takes on a very different look when buttons and colorful wire are added. Bring some of your treasures from your family's button box and make a memory bracelet.

Ages: 8 years & up.

Monday, June 20, 5-6 pm

Monday, July 7, 1-3 pm

Friday, August 5, 3-5 pm

Thursday, August 18, 1-3 pm

Saturday, September 24, 3-5 pm

Saturday, October 22, 1-3 pm

Workshop Fee: \$20 Materials Fee: \$ 10

Artist/Instructor: TP Staff



Kids Contd.

Amigurumi 3D Critters (NEW)

Japanese art of crocheted small animal & critters
Age: 10 and up. Some crochet knowledge.
(Need to learn how? Contact us for a private lesson.)

Thursday, July 21, 11 am-1 pm

Workshop Fee: \$10 Materials Fee: \$5

Artist/ Instructor: Paige Carey

PAINTING/DRAWING

Stuart Shils Master's Class (3-Day)

These three days are designed to throw the painter into the pleasure and vigor of painting out of doors, under the sun and clouds, fully loaded brush in hand. In the tradition of alla prima or "first strike," emphasis will be placed on very direct (but not sloppy) work. These three days will be long and full ones, oriented toward committed students—the mid-range to advanced painter with some experience working out of doors. Refer to Stuart Shils' website for bio and examples of his work: www.stuartshils.com. Class size is limited.

Sunday, June 12 (eve), Monday-Wednesday, June 13-15, 8 am-5 pm

Sunday, September 11 (eve), Monday-Wednesday,

September 12-14, 8 am-5 pm

Fee: \$850 (Continental breakfast and gourmet lunches served daily.)

Ken Kewley: The Landscape through Painting & Collage (2-Day)

Collage & Acrylic Workshop (NEW)

Working in the landscape, we will explore abstract shapes and colors; how to find them in nature and how to use them to build form, to get at the surprising and exciting juxtapositions that are found in nature, but not often enough in painting. We will explore ways to move toward abstraction without going away from representation. Ways to use abstraction to get closer to nature. In place of theory the individual's love of color and shape will be emphasized. We will be making many small paintings, working quickly with acrylic on paper, and constructing collages with cut color paper and combining the two.

A slide/talk, *Abstracted from Life*, on Ken's work, things he has looked at and what he's currently looking at. For more about his work go to www.kenkewley.com.

Friday, May 13, 5:30 pm (eve), Saturday & Sunday,

May 14-15, 8:30 am-4 pm

Friday, September 30, 5:30 pm (eve), Saturday & Sunday,

October 1-2, 8:30 am-4 pm

Fee: \$450 (Continental breakfast and gourmet lunches served daily.)

Materials list available with registration.

Intro to Plein Air Painting with Margo Burian (2-Day) (NEW)

When the great outdoors is your studio, the possibilities are endless. This class is designed to be an introduction to plein air painting for beginning and intermediate oil painters. We will be working in and around Cross Village. (In case of rain, class to be held at Three Pines.)

The Art of Observation: Discussion on setting up your "mobile studio".

Discussions about what constitutes good composition in landscape painting. Discussion/Demo on light/shadow/temperature. Practical exercises in the field to help the student quickly identify strong compositions for painting, as well as define light and shadow.

Capturing the Essence: We'll be working on the "quick start". Timed mass painting exercises. Discussion/practical application on how mass shapes the foundation of a painting. Questions? Email: m.burian@comcast.net

Friday, August 12 & Saturday, August 13, 9 am-4 pm

Brown Bag Lunches

Workshop Fee: \$195 Materials list available with registration.

Artist/Instructor: Margo Burian, fine artist/freelance illustrator

Plein Air Drawing Class (2-Day) (NEW)

Making Light of Darkness with Caesar Citraro

This will be a 2-day working studio/Plein Air drawing class, concentrating on the landscapes in and around Cross Village.

Based at the Three Pines Studio, participants will observe and draw from nature creating dramatic images emphasizing light and shadow.

The visual idea of shadows and contrasts defining a drawing will be discussed with several sketches and mock ups to help refine our finished works. Students will be using mixed media, but relying heavily on black chalk and pastel with erasing. Other materials will include ink and watercolor washes to tone the working surface, gesso and graphite.

All levels of experience are welcome but openness to experimentation and a willingness to enjoy oneself is mandatory.

Monday, August 4 & Tuesday, August 5, 10 am-4 pm

Workshop Fee: \$195 Materials list available with registration.

Artist/Instructor: Caesar Citraro, fine artist

CLAYWORKS

Clay project of your choice by special arrangement.
Call Gene Reck at 231.526.9447 for an appointment.

**A GIFT CERTIFICATE FOR
A CLASS AT THREE PINES
STUDIO IS A GREAT IDEA
FOR A LONG LASTING GIFT.**

MAY

Fri	Sat	Sun
13 Kewley, 5:30pm	14 Kewley, 8:30am-4pm Ken Kewley Opening, 6-9pm	15 Kewley, 8:30am-4pm



28
**Invitational
Exhibition,
2-7pm**
Ten Year
Anniversary

**WORKSHOPS
& OPENINGS
[AT A GLANCE]**

Check out our Stuart Shils Fall 2010 Painting class and 2010 Fairy Party **You Tube videos** at Three Pines Studio & Gallery on Facebook.

- May 14 -

JUNE

Sun	Mon	Tues	Wed	Thur	Fri	Sat
			1	2	3	4
5	6	7 Knitting on the Porch & Choosing the Right Yarn, 1-3pm Jewelry Stamping, 3-5pm	8	9	10	11
12 Shils Painting, 5-9pm	13 Shils Painting, 8am-5pm	14 Shils Painting, 8am-5pm Knitting on the Porch, 1-3pm	15 Shils Painting, 8am-5pm		17	18 Otto Bacon Opening, 2-7pm
19	20 Sock Dolls, 12:30-2:30pm Button Bracelets, 5-6pm	21 Knitting on the Porch, & Problem Solving, 1-3pm Tunisian Crochet, 3-5pm	22	23 Punch Hooking, 9am-4pm	24 Punch Hooking, 9am-4pm	25 Punch Hooking, 9am-4pm
26	27	28 Knitting on the Porch & Blocking, 1-3pm Tunisian Crochet, 3-5pm	29	30 Honeycomb Scarf, 1-5pm Harbor Springs Gallery Walk, 5-8pm		

- June 18 -

• FIBER • GREEN • INDIGO • JEWELRY • KIDS • PAINTING/DRAWING • CLAYWORKS

BY APPOINTMENT: Dye T-shirts, Hats, Flags and Clay Workshops



www.threepinesstudio.com



8



231.526.9447

www.threepinesstudio.com

9

231.526.9447

JULY

Sun	Mon	Tues	Wed	Thur	Fri	Sat
					1 Open Studio Indigo Day, 11am-3pm	2 Heidi Marshall Opening, 2-7pm
3 Cross Village Parade, 1-2pm American Spoon Gelato & Cookies, 2 p.m.	4	5 Indigo Studio Day, 11am-3pm Knitting on the Porch, 1-3pm	6 Block Printing, 2-4pm	7 Button Bracelets, 1-3pm	8 Fairy Friday Party, 1-3pm	9 Marsha Fletcher Book Signing, 2-7pm
10	11 Shibori a Silk Scarf, 11:30am-1pm; Storybook Reading on the Porch, 12:30-1pm; Needle Felting, 1-3pm; Wrapagami, 3-4pm	12 Knitting on the Porch & Seams Like Fun, 1-3pm Painting: Andy Warhol Cakes, 1-3pm Jewelry Stamping, 3-5pm	13	14 Dog Bandanas, 11am-12pm; Hand Prints & Paw Prints, 11:30am-12pm; Fairy Tales, 1-1:30pm Chain Maille Bracelets, 1-3pm	15 Fairy Friday Party, 1-3pm	16 Stitch Women Opening, 2-7pm
17	18 Storybook Reading on the Porch, 12:30-1pm Tin Ornaments/ Frida Kahlo, 1-3pm	19 Knitting on the Porch & Stitchionary- Fancy Stitches, 1-3pm Georgia O'Keefe Um- brellas, 1-4pm	20 Threads Gone Wild, 11am-2:30pm Block Printing, 2-4pm	21 Amigurumi Crochet, 11am-1pm; Hand Prints & Paw Prints, 11:30am-12pm Fairy Tales, 1-1:30pm Chain Maille Bracelets, 1-3pm	22 Fairy Friday Party, 1-3pm	23 Indigo Studio Day, 11am-3pm Bottle Cap Art, 1-3pm
24	25 Storybook Reading on the Porch, 12:30-1pm Story Telling Dolls, 1-4pm Wrapagami, 4-5pm	26 Sock Dolls, 12:30-2:30pm Knitting on the Porch & All You Can Knit Ribs, 1-3pm Jewelry Stamping, 3-5pm	27 Horse Tales, 12-12:30pm Horsing Around, 1-3pm Indigo Napkins, 4-5pm	28 Quillwork, 11am-5pm	29 Fairy Friday Party, 1-3pm Even Cowl Girls Get the Blues, 3-5pm	30 Cesar Citraro Opening, 2-7pm

AUGUST

Sun	Mon	Tues	Wed	Thur	Fri	Sat
	1 Citraro Drawing, 10am-4pm Storybook Reading on the Porch, 12:30-1pm	2 Citraro Drawing, 10am-4pm Knitting on the Porch & Edging Made Simple, 1-3pm	3 Floor Cloths, 11:30am-4:30pm Georgia O'Keefe Umbrellas, 1-4pm	4 Floor Cloths, 11:30am-4:30pm Honeycomb Lace Scarf, 1-5pm	5 Floor Cloths, 11:30am-1pm Gnome & Hobbit Fables, 12-12:30pm; Gnome & Hobbit Party, 1-3pm Button Bracelets, 3-5pm	6 Sock Dolls, 12:30-2:30pm Bottle Cap Art, 3-5pm
7	8 Quillwork, 11am-5pm Storybook Reading on the Porch, 12:30-1pm	9 Dog Bandanas, 11:30am-12:30pm Knitting on the Porch & Choosing the Right Yarn, 1-3pm; Tunisian Crochet, 3-5pm	10 Horse Tales, 12-12:30pm Horsing Around, 1-3pm; Indigo Napkins, 4-5pm	11 Shibori a Silk Scarf, 11:30am- 1pm; Gnome & Hobbit Fables, 12-12:30pm Gnome & Hobbit Party, 1-3p	12 Intro to Plein Air Painting, 9am-4pm Sock Dolls, 12:30-2:30pm	13 Intro to Plein Air Painting, 9am-4pm
14	15 Hand Paint Wool Yarn, 11am-12pm Storybook Reading on the Porch, 12:30-1pm Sock Blanks, 1-4pm	16 Knitting on the Porch & Problem Solving, 1-3pm Tunisian Crochet, 3-5pm Jewelry Stamping, 3-5pm	17 Batik, 2-4pm	18 Open Indigo Studio Day, 11am-3pm Button Bracelets, 1-3pm	19	20 Margie Guyot Opening, 2-7pm
21	22 Storybook Reading on the Porch, 12:30-1pm; Sock Dolls, 12:30-2:30pm Wrapagami, 3-4pm	23 Knitting on the Porch and Blocking, 1-3pm Sock Blanks, 3-6pm	24 Threads Gone Wild, 11am-2:30pm	25 Shibori a Silk Scarf, 11:30am-1pm	26 Advanced Lace Knitting, 11-5pm	27 Advanced Lace Knitting, 11-5pm
28	29 Storybook Reading on the Porch, 12:30-1pm	30 Knitting on the Porch & Stitchenary: Fancy Stitches, 1-3pm Jewelry Stamping, 3-5pm	31 Floor Cloths, 11:30am-4:30pm			

- Jul 2 -



- Jul 9 -



- Jul 16 -



- Jul 30 -



- Aug 20 -



SEPTEMBER

Sun	Mon	Tues	Wed	Thur	Fri	Sat
				1 Floor Cloths, 11:30am- 4:30pm	2 Floor Cloths, 11:30am-1pm	3 3 Village Arts Opening, 2-7pm
4	5	6 Knitting on the Porch & All You Can Knit Ribs, 1-3pm	7 Threads Gone Wild, 1 1am-2:30pm	8 Even Cowl Girls Get the Blues, 1-3pm	9	10
11 Shils Painting, 5-9pm	12 Shils Painting, 8am-5pm	13 Shils Painting, 8am-5pm; Knitting on the Porch & Edging Made Simple, 1-3pm	14 Shils Painting, 8am-5pm	15 Shibori a Silk Scarf, 11:30am-1pm	16 Hand Dye Wool Yarn, 2-3pm	17 Sock Dolls, 12:30-2:30pm Jewelry Stamping, 3-5pm
18	19	20 Knitting on the Porch, & Choosing the Right Yarn, 1-3pm	21	22	23	24 Threads Gone Wild, 11am-2:30pm Button Brace- lets, 3-5pm
25	26	27 Knitting on the Porch & Problem Solving, 1-3pm	28	29 Shibori a Silk Scarf, 11:30am-1pm	30 Kewley, 5:30pm	

OCTOBER

Sun	Mon	Tues	Wed	Thur	Fri	Sat
						1 Kewley, 8:30am-4pm
2 Kewley, 8:30am-4pm	3	4 Knitting on the Porch & Blocking, 1-3pm; Sock Blanks, 3-6pm	5	6 Threads Gone Wild, 11am-2:30pm	7	8 2nd Annual Great Lakes Glass Pumpkin Patch Day, 11am-7pm
9	10	11 Knitting on the Porch & Stitchenary: Fancy Stitches, 1-3pm	12	13 Shibori a Silk Scarf, 11:30am-1pm	14	Autumn Reflections Opening, 2-7pm
16	17	18 Knitting on the Porch & All You Can Knit Ribs, 1-3pm	19	20	21	22 Jewelry Stamping, 3-5pm
23	24	25 Knitting on the Porch & Edging Made Simple, 1-3pm	26	27 Shibori a Silk Scarf, 11:30am-1pm	28	29 Button Bracelets, 1-3pm
						30

NOVEMBER

Fri	Sat
11 Shibori a Silk Scarf, 11:30am-1pm	12 Jewelry Stamping, 3-5pm
18 Shibori a Silk Scarf, 11:30am-1pm	
25 Fire & Ice Opening, 2-7pm	
10th Annual Community Tree Lighting Music, Food, Festivities, 5:30pm	

DECEMBER

Fri	Sat
	3 Jewelry Stamping, 1-3pm

DESIGN YOUR OWN CLASS

Looking for something special for your group? Design a class that works with your schedule. Whether you home-school or just want to learn something specific, our artists/instructors can create a one-session or multi-week class that is fun and fits your needs.

PRIVATE LESSONS


Is there a special skill you would like to learn and need a class to fit YOUR schedule? Try a private lesson, and work with our artists/instructors to learn clay or fiber techniques and skills. \$35 per hour for one or two people, minimum two hours. Call 231.526.9447 for more information.

SPECIAL EVENT OR PARTY TO PLAN?

Birthday, Reunion, Girls' Night Out – Any Special Occasion
Plan your next party at Three Pines Studio. Parties for all ages are available and include a project in the studios (fiber or clay), where you and your guests will create a unique work of art.

- Parties for both the young and the young at heart
- You provide the guests and Three Pines Studio provides the instruction, tools and materials.
- Studio activities led by a Three Pines artist/instructor followed by your own celebration.

- Sept 3 -



- Sept 11 -





We are located at the crossroads
of C66 and C77 in Cross Village.
27 miles north of Petoskey
16 miles north of Harbor Springs
15 miles west of Pellston

HOURS

May-Oct: 11 am - 7 pm (Daily)

Nov-April: 11 am - 5 pm (Fri-Mon)

REGISTRATION

Register by phone: 231.526.9447 with Visa, MC or Discover

Register in person: May-Oct 11 am - 5 pm (Daily)

Nov-April, 11 am - 5 pm (Fri-Mon)

Register by mail/check:

Three Pines Studio, P.O. Box 221, Cross Village, MI 49723

Register by email: joann@threepinesstudio.com

Class size is limited. Register early.

*Cancellation is required 48 hours before the workshop
to receive a refund.*

Children under 9 must be accompanied by an adult.

Visit the Studio to see samples of workshop projects.

Housing available for workshop participants at \$75 per night.



Three Pines Studio



ten years

5959 West Levering
Cross Village, MI 49723

ph 231.526.9447

fax 231.526.9448

www.threepinesstudio.com